

The Transformative Power of Colour

Orakei, Auckland

Double
Alabaster

Quill Grey

Rampart

Crowshead

In 1992 a two storey penthouse apartment was built up on top of the existing two apartments built in 1967. The original exterior colour scheme attempted to unite the two buildings into one building. This was achieved by painting the three apartments a dark green colour, with contrasting red balustrades and steel structure.

In 2011 the penthouse was renovated, including the addition of a swimming pool and outdoor entertainment area. The lower two apartments were

given a modern fitout. In contrast the new concept was to create a hierarchy between apartments with the penthouse being separated from the two apartments below.



This was achieved by painting the penthouse, Resene Double Alabaster, and the plaster areas such as the letterbox, in a contrasting pale grey, called Resene Quill Grey. The lower two apartments were painted Resene Lumbersider CoolColour tinted to Resene Rampart a warm dark grey.



Resene Waterborne Woodsman tinted to Resene Crowshead, a dark black timber stain, has been used on the back fence of the property. The black stain provides a sharp contrast with the turquoise pool, the white paint colour of the penthouse, and the Atlantic grey tiles used around the pool, entertainment area and motor court.


The new colour palette enhances the penthouse floating above the apartments, giving it a separate identity and helping the building to integrate with its context.



3 2 1 27
Watene





 Resene Secrets

Architectural Specifier:
Paul Leuschke, Leuschke Kahn
Architects www.leushckekahn.co.nz
Building Contractor: JBCO Ltd
Colour Selection:
Leuschke Kahn Architects
Photographer: Sophie Leuschke
www.sophieleuschke.com