

## colours of the earth

Gaining inspiration from nature has always been a go-to when decorating and our current love affair with soft earthy colours is not surprising as we seek respite and nurture a need to feel grounded in uncertain times.

Clay, umber, stone, tan and terracotta are perfect colours for bedrooms, making us feel safe and at one with the earth.

These mid-neutral tones are hugely flexible and ultimately satisfying for a bedroom scheme, providing a soothing and versatile backdrop. These types of colour have been used for decades as an adaptable backdrop to all tastes and styles.



Look to complex varieties like nude taupe, mushroom taupe, terracotta, greige, warm stone grey and toasted caramel which will bring that little extra something thanks to their subtle undertones.

-  Resene Alabaster
-  Resene Quarter Blanc
-  Resene Rice Cake
-  Resene Colonial White
-  Resene Blank Canvas
-  Resene Desert Sand
-  Resene Gold Dust
-  Resene Wild West



**Left:** Give your walls the earthy look of building materials such as limestone, mudbrick or adobe, by combining Resene Wild West with Resene FX Paint Effects medium mixed with Resene Sante Fe. Floor in Resene Bianca and side tables in Resene Alabaster and Resene Blank Canvas.

**Right:** Bring nature indoors and create a sense of wellbeing or what's known as a 'biophilic response'. By incorporating earth tones such as the headboard in Resene Lignite with border in Resene Go Ben and natural timber flooring in Resene Colorwood Natural, this bedroom has calming and soothing qualities. The wall is in Resene Half Gull Grey, chair in Resene Gold Dust and desk in Resene Colonial White.

-  Resene Sante Fe
-  Resene Lignite



**Earthy taupes, clays and tans**, like Resene Half Napa and Resene Desert Sand give any room an instantly warm and inviting hit. Pair them with edgy creams like Resene Rice Cake and accent with weathered timbers, house plants and textured bedlinen. The most famous taupe of them all, the infamous Resene Tea, is another tried and true tone to try.


-  Resene Go Ben
-  Resene Half Napa
-  Resene Tea
-  Resene Colorwood Natural
-  Resene Half Gull Grey

**Stony beiges** like Resene Truffle and Resene Bison Hide are a more subtle version of tan and toffee. They walk a lovely line between all manner of styles, genders and taste. A little bit rugged, a little bit earthy, they echo many of the elements found in our landscapes. Take your cue from nature when creating a scheme and choose vegetal greens, sea blues, foamy whites and timber as partners.

**Gorgeous greige** elevates the coolness of pure grey with the warmth of mushroomy taupe. Neither one thing nor the other, this mutable and mysterious colour can go both ways – cool it down with pure whites and navy or blue accents, or warm it up with rust, coral or red. Greiges to try include Resene Quarter Tapa, Resene Friar Greystone and Resene Foggy Grey.

**Delicious caramel and toffee tones**, like Resene Gold Coast and Resene Coyote, are having more than a moment as our tastes turn away from very cool colours to warmer, slightly retro shades. These may not work as happily as an all-over colour for a bedroom but will add a grunty rustic vibe and can be used as accents or a feature wall.

**Right:** Create natural softness with the look of earthen walls by blending two colours and using Resene FX Paint Effects medium. To create this wall, paint two basecoats of Resene Bleach White. Then, using a wide paintbrush, apply layer after layer of loose random strokes of Resene FX Paint Effects medium mixed with Resene Cashmere. Floor in Resene Dover White, skirting board in Resene Bleach White, headboard in Resene Enamacryl gloss tinted to Resene Caffeine and DIY stacked box table in Resene Tom Tom.

 Resene Bleach White

 Resene Dover White

 Resene Tom Tom









*top tip*

Resene FX Paint Effects medium is a way to combine two colours to create natural softness. To create the look of stone try a base colour of Resene Aspiring with Resene FX Paint Effects medium mixed with Resene Moon Mist over the top.



**Above:** When used on a wall, a greige like Resene Eighth Stonehenge has a softening quality which makes the background almost melt away, drawing the eye to focus on the bed. Floor in Resene Colorwood Mid Greywash, headboard in Resene Double Stonehenge and skirting board and shelf in Resene Ebony Clay.

**Right:** A pink-toned beige like Resene Bone is a good way to add warmth to a space. Pair with bright whites and natural elements. Floor in Resene Blanc, bed in Resene Cashmere, pendant light and table in Resene Moccasin (try Resene Desperado) and chair in Resene Kalgoorie Sands.

- |  |   |
|--|---|
|  Resene Quarter Bison Hide |  Resene Eighth Stonehenge      |
|  Resene Double Stonehenge  |  Resene Colorwood Mid Greywash |
|  Resene Friar Greystone  |  Resene Ebony Clay           |

- |   |   |   |
|---|---|---|
|  Resene Eighth Joss   |  Resene Blanc       |  Resene Bone        |
|  Resene Aspiring     |  Resene Moon Mist  |  Resene Coyote     |
|  Resene Bison Hide   |  Resene Foggy Grey |  Resene Gold Coast |
|  Resene Quarter Tapa |  Resene Truffle    |  Resene Caffeine   |

Resene Cashmere

Resene Kalgoorie Sands

Resene Desperado

