

beautiful brushstrokes



A retaliation to design industrialisation and digitisation is a resurgence in artistic styles. One trend that's big right now is the brushstroke look where you can add bold strokes of paint in a different shade over your base wall colour. It can be a really fun, creative way to add texture and interest to large stretches of wall, and some complexity and interest to your colour palette.

Try a subtle neutral base colour like the soft pink of Resene Wax Flower and add edginess by overlaying it with strokes of deeper Resene Cab Sav. Add a layer of wispy white with Resene FX Paint Effects medium mixed with Resene Scotch Mist. Or go for a more monochrome look with Resene Half New Denim Blue, then add brushstrokes in Resene Half Athens Grey.

Using Resene FX Paint Effects helps give your brushstrokes that textured, slightly worn effect.

Experiment on a spare piece of cardboard, plasterboard or wood, trying different types of brushstrokes to get the desired effect. Go random and sweeping, or try more considered shapes and patterns.



Resene
Cab Sav



Resene
Scotch Mist

Left: Abstract whimsy and self-expression are the modern way to really embed your personality and design vision into your interiors. This hand-painted finish is achieved with a wall painted in Resene Wax Flower with brushstroke effect in Resene Cab Sav and Resene FX Paint Effects medium mixed with Resene Scotch Mist. The floor is a warm contrast in Resene Cab Sav. Vases in Resene Wax Flower and Resene Scotch Mist. Table from Good Form, bedding from Foxtrot Home, cushions from Mulberi.

Resene
Wax Flower

Resene
Half Athens Grey


top tip

Use Resene testpots to try your Resene FX Paint Effects medium combinations before committing to the whole wall. Then use your sample panel as a reference panel to help keep your wall painting on track.



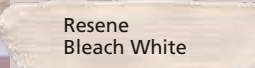
Resene
Half New Denim Blue

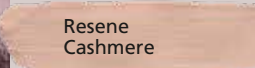


 Resene
Dover White

top tip

Add Resene Hot Weather Additive to your paint to slow down the drying and give you more time to create your brushstroke effect.

 Resene
Bleach White

 Resene
Cashmere

 Resene
Tom Tom

 Resene
Blackjack

Above: Brushstroke textures can be smaller and more considered to create a repeat pattern effect that is still organic and random. This wall is painted in Resene Bleach White with brushstroke texture in Resene FX Paint Effects medium mixed with Resene Cashmere. The warm neutral floor in Resene Dover White and skirting board in Resene Bleach White both help accentuate the feature wall pattern. Contrasting headboard in Resene Caffeine, DIY stacked box table in Resene Tom Tom, large vase with handles in Resene Karry, seashell vase in Resene Cashmere and skinny fluted vase in Resene Dover White. Rug from The Ivy House, bedlinen, cushions and quilt from H&M Home.

 Resene
Caffeine

 Resene
Karry

 Resene
Cobalt

 Resene Colorwood
Whitewash

Below: Put some forethought into your design to create a finish that is eye-catching and coherent, rather than totally abstract. Back wall painted in Resene Half New Denim Blue with brushstroke design in Resene Half Athens Grey and skirting in Resene Half Athens Grey. The left wall is plain in Resene Blackjack making the sideboard, in Resene Cobalt with a squiggle design on the doors in Resene Blackjack, really pop. The floor is finished in Resene Colorwood Whitewash. Side table in Resene Blackjack and vases in Resene Half Athens Grey and Resene Blackjack. Chair from Karakter, pendant lamp and glass from Freedom, cushion from Spaces and Graces.

