

street style

Colour works wonders to enhance curb appeal.









Welcome visitors with a customised doormat. We painted a house on ours using a testpot of Resene Tuna. Download the pattern to make your own at www.habitatbyresene.com/news/diy-door-mat.

Sunny side out

A cheerful greeting to those who enter, this door is painted Resene Turbo. The weatherboard cladding is painted Resene Triple Concrete, the trim is in Resene Black White, the bench and large plant pot are in Resene Nocturnal, the small plant pot is in Resene Silver Chalice, the house numbers are painted Resene Nocturnal and the deck is stained in Resene Woodsman Mid Greywash. Light fixture from Lighting Direct, custom cushion by Nes Design.

styling Vanessa Nouwens

images Gareth Aplin, Nicki Bell, Bryce Carleton, Anjie Connon, Simon Devitt, Sharni Dysart, David McBride

- Resene Turbo 
- Resene Triple Concrete 
- Resene Black White 
- Resene Nocturnal 
- Resene Silver Chalice 
- Resene Woodsman Mid Greywash 





A point of difference

We've been seeing more and more pops of colour being added to exteriors, introducing refreshing creativity and curb appeal among oceans of neutral weatherboards. On this exterior by Tohu Architecture, a single panel of cladding painted in Resene Ayers Rock defines this otherwise black facade. The rest of the cladding is painted Resene All Black.

-  Resene Ayers Rock
-  Resene All Black










-  Resene Woodsman Pitch Black
-  Resene Woodsman Natural




Revival of a classic

Architect David McBride selected the colour scheme for this two-storey Timaru home, which was originally designed in 1905 by James Turnbull – one of the original fellows of the New Zealand Institute of Architects. Sympathetic to the original design, the new scheme boasts main walls in Resene Heathered Grey, timber trim in Resene Milk White, timber shingles in Resene Lumbersider tinted to Resene Quasar, roof trims in Resene Cave Rock and foundations in Resene Mondo. Resene Quasar is from an older colour collection, try Resene Gold Coast for a current alternative.

-  Resene Quasar
-  Resene Heathered Grey
-  Resene Cave Rock
-  Resene Milk White
-  Resene Mondo
-  Resene Gold Coast






Contrast is key

Black and deep grey finished exteriors give your home a smart urban look. Or, when teamed with white trims and a classic gable profile, they take on an appealing rustic country look. The cladding, retaining walls and fencing on this home, designed by JWA Architects, are stained in Resene Woodsman Pitch Black timber stain with Resene Woodsman Natural timber stain used for contrast on the vertical cedar fins and soffits.

Resene Element 

It's all about the details

Homeowner Lizzie Cook went for weatherboards in Resene Mariner with trims, window frames, ledges and posts in Resene Drover (Resene Drover is from an older colour collection, try Resene Mellow Yellow for a current alternative). But, it's Resene Gold Drop details that put her home into a whole new curb appeal league. Her door in Resene Guardsman Red is the icing on the cake.

-  Resene Mariner
-  Resene Gold Drop
-  Resene Drover
-  Resene Guardsman Red
-  Resene Mellow Yellow



Fencing and filigree

Homeowners Gareth and Kay gave their Victorian villa in Soldiers Hill a complete refresh with weatherboards and fence posts in Resene Surrender and trims and pickets in Resene Alabaster. We especially love their Resene Disco front door and their choice to paint the fence posts a contrasting colour from the rest of the pickets, though it's their filigree trimmed awning that we're particular envious of. **H**

-  Resene Surrender
-  Resene Alabaster
-  Resene Disco

