

the eight-year itch


It took eight years not seven for Nicole McKenzie to feel in need of change. That's when she fell back in love with her paint colours.



Above Butterflies dance across a wall of Resene Tasman in the main bedroom.

Opposite The main living area features walls in Resene Half Tea, a fireplace, window seat and carpet by Sallee.

Right Resene Foggy Grey creates a demur exterior to complement the sky and pool.

Resene
Tasman 

It's testament to the timeless quality of Resene paint colours that when Nicole McKenzie renovated her eight-year-old house, she only changed one wall colour. "I was still in love with the original colours I had chosen," she says, looking around the light and airy Auckland home.

Soft greens, blues and palest stone flow in a cohesive but interesting colour palette throughout the house. Nicole's desire for a casual and beachy, "but not twee", scheme is given life through colours such as Resene Tasman, Resene Foggy Grey, Resene Pewter, Resene Tana and Resene Zen. Each of the bedrooms and the lower living area is given a distinct colour, while the main living rooms and transition areas are in Resene Half Tea.

Nicole concentrated her efforts on new upholstery and artworks, some new furniture and accessories, helped by her staff at Trinity Interior Design. Trinity had also helped design the original interiors and Nicole liked the company so much, she bought it.

The former IT consultant has always loved architecture and interior design, finding an outlet for the passion in various residential developments and renovations. In 2001, she and her former partner bought a subdividable section with a small 1950s cottage in the >



did you know...

If you're stuck for inspiration for your next colour scheme, try out the free Resene EzyPaint virtual painting software. You can test-run an infinite range of colour options quickly and easily. Free from www.resene.com/ezypaint.





The partition wall between the dining area and main living room is repainted in Resene Tana. The artwork is by Hope Gibbons, made from old beehive timbers.

Resene
Tana 

middle. They had a month to shift the cottage (fondly dubbed 'the two-bed shed') to the rear of the section, make it habitable and move in. They then had the luxury of time – time to see how the section was during all seasons, time to plan and refine the new house, and time to build it exactly as they wanted. Once the house was designed in collaboration with architectural draughtsman Grant McIntyre, they then mulled over and perfected those plans for six months. "We put a huge amount of thought into it. The actual building phase was a fantastic experience. It went without a hitch. Living on site meant we could see it every day."

The main living areas of the house are on the second floor to take advantage of harbour views, with a pool and garden on the northern side for sun. "We wanted a spacious house but not one with big soulless rooms. The interiors needed to be calm. We were both travelling a lot so wanted to come home and relax."

With travel and a building project taking up her time, Nicole commissioned Trinity Interior Design to interpret her vision for the interiors. She wanted colour, but subtle colour which flew in the face of the then fashion for all-white walls. "I wanted soft natural colours, then used white in the furniture and accessories. I also think black is underrated as an accent colour. It gives a room punch."

In the recent renovations, the only colour change was for the partition wall between the dining and living areas. Once different colours on each side, it is now a uniform Resene Tana.

A window seat was built into the living room, a sofa recovered and the older white furniture replaced with pieces in rich walnut-toned timber. New cushions and artworks gave the finishing touches.

While the work could be seen more as a refinement than a full-on renovation, the decision to make changes and devise a plan was critical for Nicole. While many of us may tinker with our interiors, adding a cushion here or a vase there, she believes that by critiquing the entire house and creating a plan of changes to achieve over a certain time frame, this gives in a more cohesive result.

"In my head I had a checklist of things to achieve over a period of time, something I could work progressively towards. It's the same with our clients. We give them a plan and they work away at it depending on the time and budget available.

"If you have that overview, if you then find things along the way that you like but which aren't on the plan, it's much easier to slot them in. It means you don't have to second guess yourself or do things in isolation." It's a method that's certainly worked for Nicole. >



Left Nicole McKenzie's eclectic style supports her desire for a casual, beachy home.

Below Resene Zen is a restful green for the guest bedroom.

Below left Shelves against the Resene Tana living room wall.

Resene Zen

Resene Half Tea





Resene Wan White cabinets are offset by an engineered stone island bench.

The interiors now have a subtle retro flavour, almost in honour of the property's original cottage. The Eames dining chairs are a 1950s classic, as are the Anna D chairs. Fun, screen-printed cushions mix with more traditional striped velvet and the new timber sideboard in the living room has quirky detailing and modernist lines.

It's an eclectic mix which works because it's borne of one person's vision. "I think it's important to not get too hung up on a style, but to incorporate those things that you really love and make your home yours," Nicole explains. "I know what I like, but it's not something you can describe in one sentence or phrase."


To offset the angular lines of the modern house, much of the furniture has curved elements. Nicole has chosen good quality, classic furniture that can be reupholstered. "I hate the idea of throwing things out, the waste. I like the idea of recycling."

With such a strong vision for both the here and now, and the future, perhaps those paint colours will last another 10 years. H

words Sharon Newey
pictures Jeff Brass




Get the kitchen cabinetry look with tough Resene ArmourCat tinted to Resene Wan White

Resene Zen 





Hall table designed by Trinity Interior Design and made by Freshwood Furniture

Resene Foggy Grey 




Dining chair: classic Eames chair
Architectural designer: Grant McIntyre

Resene Half Tea 



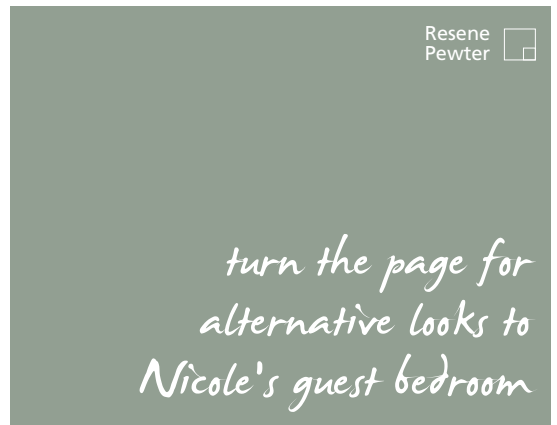
Get the look with Resene SpaceCote Low Sheen tinted to Resene Tana

Resene Tana 



Cushions in Mokum and Textilia fabrics

Resene Wan White 



Resene Pewter 

turn the page for alternative looks to Nicole's guest bedroom

alternative solution - sweet simplicity



^ Soft feathery grey walls in Resene Quarter Taupe Grey and ceilings and trims in Resene Half Alabaster are a restful backdrop. Aside from the products shown at right, the room uses Country Road Clementine bedlinen, a Emeco 111 Navy Chair in white from Thonet, a Father Rabbit stool and Original BTC wall lights from ECC.

Resene
Half Alabaster

a calming scheme inspired by Scandinavian design



Wellington designer **Charlotte Minty** suggests this alternative scheme:










The bedroom is a haven – a space where you sleep, reflect and contemplate. This scheme is influenced by a modern Scandinavian look, which creates a calm sanctuary with the use of soft colours, natural materials and small quirky details. The pale feathery grey of Resene Quarter Taupe Grey on the walls is the backdrop for pale timber and white furniture as well as off-beat artworks based on beach-combing finds and a reindeer photograph. The oak timber floor has a whitewash finish using Resene Crisal ClearFloor 1K blended with Resene Colorwood Enhance White and is topped with a carpet rug edged in jute.

mob 021 741 701 email charlottesminty@mail.com



illustration
Malcolm White

Resene Quarter Taupe Grey 

	<p><</p> <p>Curtains in Kravet Griffith Fog 816</p> <p>Warwick Fabrics www.warwick.co.nz or www.warwick.com.au</p> <p>></p> <p>25mm aluminium venetian blinds in Cool White</p> <p>WeatherMaster www.weathermaster.co.nz 0800 102 710</p>	
<p>></p> <p>Beachcombing artwork by Quercus Design</p> <p>Etsy www.etsy.com</p>		<p>Resene Half Alabaster </p> <p> Resene Perfect Taupe</p> <p> Resene Double Otter</p> <p> Resene Escapade</p>
	<p><</p> <p>Double Oak Halford Bed</p> <p>Simon James Concept Store www.simonjamesdesign.com 09 489 6955</p> <p>></p> <p>Bianca Lorenne Lorenzo bedspread</p> <p>Father Rabbit www.fatherrabbit.com 09 360 2573</p>	



^ Resene Ashen Lavender walls and Resene Half Alabaster trims give a feminine twist to this eclectic room.

Resene
Ashen Lavender

luxury is given an edge in this welcoming room



Interior Designer **Shelleece Stanaway** suggests this alternative scheme:









To create a bedroom full of soul and personality, I have given this an industrial/eclectic edge but have softened that with gorgeous, lush, 'sink into me' bed linen and quirky modern lights. The paint palette tells its own story – Resene Ashen Lavender from the Karen Walker Paints collection on the walls is restful and inviting, while the contrasting soft Resene Half Alabaster on the trims and ceiling adds freshness. The rug anchors the furniture and frames the bed while the two comfy, cute ottomans at the end of the bed provide extra seating and add to the extra luxe feel.

mob 021 458 221 email info@shelleecestanaway.com



illustration
Malcolm White

Resene 
Covert

	<p>></p> <p>Deep Buttoned Ottoman</p> <p>David Shaw Furniture www.davidshaw.co.nz 04 384 1801 or 09 368 5829</p>	
<p>^</p> <p>Octo Seppo Koho pendants lights in White</p> <p>Simon James Concept Store www.simonjamesdesign.com 09 489 6955</p> <p>v</p> <p>'Mission Bay' rug by Max Gimlett</p> <p>Kiwi Icon Range Designer Rugs www.designerrugs.com.au</p>		<p>Resene  Half Alabaster</p> <p> Resene Kookaburra</p> <p> Resene Bona Fide</p> <p> Resene Escapade</p>
	<p>></p> <p>Amarento White Bedspread + Rose Walnut and Velluto cushions and pillowshams</p> <p>Bianca Lorenne www.biancalorenne.co.nz 0800 242 567</p>	