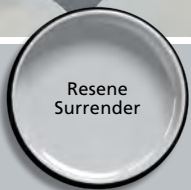


colour trends with Resene



organic elegance

The key to getting an outdoor deck area to feel intimate and inviting is to ensure the space feels like a private room. The neutral earthy tones in this deck area create a cosy extension to your home, inviting you to sit back and escape the hustle and bustle of everyday life. The comforting dark shades of Resene Woodsman Smokey Ash on the walls and battens with decking in Resene Woodsman wood stain in Resene Tiri offer solace, with accent shades in Resene Touchstone and Resene Ironsand working harmoniously with the greenery and decking. There's nothing quite like knowing you have your own outdoor oasis waiting for you after a long day. For a sophisticated yet rustic look, embrace the natural wood grain by using Resene Woodsman exterior wood stains to give a shade of colour while allowing the natural grain to show through. Use plants as accessories to finish the look. If you can't find a planter colour to suit, you can paint it to bring it into your colour palette.

Other colours to try with warm woods – genteel roses, taupe browns and pastoral greens.




Resene
Vintage



Resene
Zorba



Resene
Clover



top tip: When using a dark wood stain colour, consider a Resene CoolColour version to help reflect more heat and keep your deck and timber cooler.

Timber and battens stained in Resene Woodsman Smokey Ash, Resene A4 drawdown paint swatches in, from left, Resene Woodsman Smokey Ash, Resene Woodsman Tiri, Resene Ironsand, Resene Double Sea Fog and Resene Eighth Friar Greystone and small vase in Resene Ironsand.

*project Melle Van Sambeek
images Bryce Carleton
Beanbags and lamp by Jardin, glassware from Bed Bath N' Beyond, throw from Furtex, book from Good Thing.*

beach beauty

This bedroom exudes a stylish coastal ambiance that captures the essence of seaside living. With the side wall painted in Resene Half Biscotti and plywood wall behind the bed in Resene Colorwood Becalm, these sandy shades make the perfect backdrop for a peaceful night's rest. Flooring in Resene Colorwood Breathe Easy offers a light touch to allow the headboard in Resene Colorwood Bask to feature. Continuing the theme, the side table in Resene Colorwood Bask is a welcome spot to rest your morning coffee. These soft subtle tones are easy to accessorise offering a neutral base to build a comforting palette from. If you prefer darker wash finishes, try deeper options from the Resene Colorwood We Speak Beach collection. Keep paint finishes low sheen or matte to help diffuse the light and keep the look soft and soothing. Create your own beach inspired bedroom with natural textures and soothing hues to invite relaxation and sophistication into your personal retreat.

Other colours to try with soft neutrals - cool blues, chalky browns and quiet greens.




Resene
Polo Blue



Resene
Rickshaw



Resene
Norway



top tip: For a natural barely-there finish on timber ceilings and walls, use clear Resene Aquaclear Natural.

Plywood finished in Resene Colorwood Becalm, floorboard and wooden vase in Resene Colorwood Breathe Easy, headboard trellis in Resene Colorwood Bask, small bowl in Resene Thorndon Cream and book in Resene Wafer.


*project Vanessa Nouwens
images Bryce Carleton
Duvet and pillowcases from Foxtrot Home, cushions and throw from Adairs, rug from Mocka.*

Colours as close as printing allows. Always view a physical sample or try a Resene testpot before making your final choice.

outdoor oasis

Creating a simple pattern on your tiles is an artistic way to transform your outdoor area into a picturesque haven, while keeping friends and family safe in all weather. Resene Non-Skid Deck & Path tinted to Resene Landscape Grey is a practical non-slip base in a cool tone that contrasts beautifully with this graphic design painted in Resene Off Piste. While we have used it on an outdoor living space, this non-slip finish is equally at home on decks, paths, stairs and around pools. The hanging egg chair painted in Resene Black is the perfect spot to while away time reading and relaxing. Pot plants are always a great addition to an outdoor space, an easy way to bring some greenery and life to your palette. These planters are painted in the moody hues of Resene Grey Chateau, Resene Poet and Resene Jimmy Dean. The weatherboards and table have been kept subtle and subdued in Resene Half Grey Chateau, keeping the chair and painted tiles as the feature.

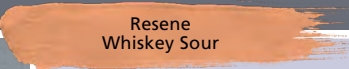
Other colours to try with cool greys - cheerful yellows, aromatic browns and ochre oranges.




Resene
Paris Daisy



Resene
Spice



Resene
Whiskey Sour



top tip: If you prefer a smoother finish on your tiles, use Resene Walk-on, which has a lower profile non-slip finish.

Deck painted in Resene Landscape Grey with stencilled design in Resene Off Piste, bowl in Resene Jimmy Dean and Resene A4 drawdown paint swatches in, from left, Resene Half Grey Chateau, Resene Off Piste, Resene Landscape Grey, Resene Jimmy Dean and Resene Poet.

*project Megan Harrison-Turner
images Bryce Carleton
Chair, throw and cushions from Nood.*

Resene

the paint the professionals use

resene.com