

Resene colour charts are updated regularly. This colour chart file is part of the colour chart archive, which we provide so you can view Resene colours that have been available over the years. Most older colours can still be tinted – check with your Resene ColorShop team if you need an older colour for your project.

To view the latest Resene colour charts, visit www.resene.com/colour-charts

Paints Resene Paints
Paints Resene Paints Res
Resene Paints Resene
Resene Paints Resene Pa
Paints Resene Paints
Paints Resene Paints Re
Resene Paints Resene
Resene Paints Resene Pa
Paints Resene Paints
Paints Resene Paints Re
Paints Resene Paints Rese
Resene Paints Resene
Paints Resene Paints
Paints Resene Paints
Paints Resene Paints
Paints Resene Paints
Resene Paints

Resene
The Paint the Professionals use
88 COLOUR RANGE
BRITISH STANDARD SPECIFICATION 4800 (1973)

Resene Paints

B.S. 4800 ¹⁹⁷³ 88 colour range

The Paint the Professionals use

resene semi-gloss latex
resene matt latex
resene hi-glo acrylic
hush acoustic ceiling spray

resene super gloss enamel
resene super gloss enamel undercoat
resene lusta glo enamel
resitex acrylic texture spray
fleckle plastic wall spray

USE ONLY RESENE SEALERS & UNDERCOATS
FOR ALL RESENE FINISHES

A GROUP



GREY NICKEL
10 A 03



FRIAR GREY
10 A 07



DUNE
10 A 11



QUILL GREY
00 A 01



MOUNTAIN MIST
00 A 05



SCAPA FLOW
00 A 09



BALTIC SEA
00 A 13

B GROUP



DAWN PINK
04 B 15



WAFER
04 B 17



HEMP
04 B 21



CONGO BROWN
04 B 25



SPANISH WHITE
08 B 15



SOFT AMBER
08 B 17



SQUIRREL
08 B 21



CORK
08 B 25



CUBAN TAN
08 B 29



PEARL LUSTA
10 B 15



THISTLE
10 B 17



GRANITE GREEN
10 B 21



LISBON BROWN
10 B 25



FROST
12 B 15



GREEN MIST
12 B 17



FLAX
12 B 21



KELP
12 B 25



RANGOON GREEN
12 B 29



TIARA
18 B 17



OSLO GREY
18 B 21




TROUT
18 B 25



CINDER
18 B 29



ATHENS GREY
22 B 15



FRENCH GREY
22 B 17



TOPAZ
22 B 21



MULLED WINE
22 B 25

C GROUP



BLOSSOM
02 C 33



SHILO
04 C 33



CHAMPAGNE
08 C 31



COLONIAL WHITE
10 C 31



PINE GLADE
12 C 33



PEPPERMINT
14 C 31



NARVIK
18 C 31



MAVERICK
24 C 33



CANNON PINK
02 C 37



HOT CURRY
08 C 37



BRANDY
06 C 33



TWINE
08 C 35



HUSK
10 C 35



OPAL
16 C 33



ENVY
14 C 35



BALI HAI
18 C 35



MULBERRY
02 C 39



BROWN BRAMBLE
06 C 39



MADRAS
10 C 39



JADE
16 C 37



EVERGLADE
14 C 39



KASHMIR BLUE
20 C 37



KIMBERLY
22 C 37



NILE BLUE
18 C 39



HOT PURPLE
24 C 39



CATALINA BLUE
20 D 45



MINSK
22 D 45



DANUBE
20 E 51



BAHAMA BLUE
18 E 53



SURFIE GREEN
16 E 53



LIMERICK
12 E 53

D GROUP



MEXICAN RED
04 D 43



RENO SAND
06 D 43



TRENDY GREEN
12 D 43



ICEBERG
18 E 49



BOSTON BLUE
18 E 51



DANUBE
20 E 51



BAHAMA BLUE
18 E 53



HOT CHILE
04 D 45



YUKON GOLD
10 D 45



VERDUN GREEN
12 D 45



CYPRUS
16 D 45



CHATEAU GREEN
14 E 51



LIME
12 E 51



BUTTERCUP
08 E 51

E GROUP



PRIMROSE
10 E 49



VALENCIA
04 E 51



JAFFA
05 E 51



SUNFLOWER
10 E 53



LIMERICK
12 E 53



LIME
12 E 51



BUTTERCUP
08 E 51



VALENCIA
04 E 51



JAFFA
05 E 51



SUNFLOWER
10 E 53



LIMERICK
12 E 53



LIME
12 E 51



BUTTERCUP
08 E 51



VALENCIA
04 E 51



GUARDSMAN RED
04 E 53



SUNFLOWER
10 E 53



LIMERICK
12 E 53



LIME
12 E 51



BUTTERCUP
08 E 51



VALENCIA
04 E 51



GUARDSMAN RED
04 E 53

Resene

The Paint the Professionals use


The Paint the Professionals use

Resene

All colours on this chart are available in the following finishes



Resene Lustra-Glo (Semi Gloss Enamel) Interior/Exterior
Lustra-Glo dries to a beautiful even silky low gloss finish. Lustra-Glo is based on a tough flexible alkyd resin which gives fast drying and maximum durability in all exposed and hard wearing areas. Available in all B.S.S. Colour Ranges. See Data Sheet No. D33.



Resene Lumber-sider
Based on a tough 100% acrylic resin to ensure maximum durability in all exposed conditions. Lumber-sider gives a natural satin today look that can be used either inside or out. Available in Lumber-sider Standard Colour Range and all B.S.S. Colour Ranges. See Data Sheet No. D34.



Resene Hi-Glo House and Roof Paint
Formulated on a 100% acrylic emulsion for ease of application and maximum life. Hi-Glo is available in all B.S.S. Colour Ranges and 24 modern roof colours, including six micaceous iron oxide shades. Hi-Glo Roof should be applied over Galvo-One Primer and is suitable for use on roofs for the collection of drinking water. See Data Sheet No. D31



Resene Super Gloss Enamel & Undercoat Interior/Exterior
Based on a tough flexible non-yellowing alkyd based resin for fast drying and maximum durability in all exposed and hardwearing areas. Super Gloss Enamel dries to a mirror gloss finish with extreme ease of application. Both gloss enamel and undercoat are available in all B.S.S. Colour Ranges (specify matching undercoat). See Data Sheets D32 and D44.




Resene Matt Latex Interior/Exterior
Resene Matt Latex is a unique combination of resins and pigments which produces a dead flat film. It's ease of application and durability make it an ideal choice for decorating. Available in all B.S.S. Colour ranges. See Data Sheet No. D35.




Resene Semi-Gloss Latex Exterior/Interior
A combination of top quality latex emulsions blended with high grade pigment dispersions. Resene Semi Gloss has a proven record of up to 12 years exposure on concrete buildings. Available in all B.S.S. Colour Ranges. See Data Sheet No. D30.


Primers



Resene Galvo-One (White, Lead-Free)
A single pack primer for direct application to new or weathered Galvanised Iron which stops zinc corrosion. Galvo-One is non-toxic and suitable for use on roofs used for the collection of drinking water. See Data Sheet No. D41.



Resene Wood Primer (Pink, Lead-free)
An oil modified Alkyd Primer allowing good penetration to substrates. Ideal surface for subsequent paint finishes with good flexibility. See Data Sheet No. D40.



Resene Rust-an-ode
A high zinc content single pack primer exhibiting the excellent corrosion resistance of zinc rich primers. Prevents undercutting corrosion at areas of damage. See Data Sheet No. R3



Resene Q.D. Metallic Lead Primer (Grey Metal Primer)
Quick drying primer with excellent anti-corrosive properties — can be overcoated with conventional or Chlorinated Rubber systems. See Data Sheet No. R6.

Stains and Clear Finishes




Resene Timber Stain Exterior
A pure Linseed Oil based stain designed to give maximum protection and waterproofing while retaining the natural beauty and grain of timber but at the same time adding colour. See Data Sheet No. D51.



Resene Colorwood (Stain) Interior
Colorwood gives you coloured timbers with the see through look as it allows the natural grain of all timbers to show through. See Data Sheet No. D50.



Resene Polyurethane Clear Finishes Interior
A hard wearing single pack non-yellowing clear finish. Poly-Flat — a low sheen wax like finish with excellent grain filling and sanding properties. Poly-Satin — produces a rich hard wearing semi-gloss finish with excellent sanding. Poly-Gloss — dries to an extremely hard high gloss finish (the wet look). See Data Sheet No. D52.



Resene Polythane (For Floors) Interior
A single pack moisture-cured Polyurethane, hard wearing, flexible and extremely abrasive resistant. See Data Sheet No. D53.

Correlation Chart

Relationship of Colours in this Standard with Colours in BS 2660 and BS 381C.

The list below gives those colours for which there is a correlation or near equivalent in BS 2660 or a correlation in BS 381C.

BS 4800	BS 2660		BS 381C
	Correlation	Near equivalent	Correlation
00 A 01	—	9-093	—
00 A 05	—	9-095	—
10 A 03	—	9-099	—
10 A 07	—	9-100	—
10 A 11	—	9-101	—
08 B 15	—	3-033	—
10 B 15	—	4-046	—
08 B 17	—	3-035	—
10 B 17	4-047	—	—
12 B 17	5-058	—	—
04 B 21	—	1-017	—
08 B 21	—	3-036	—
10 B 21	—	4-049	—
12 B 21	5-060	—	—
18 B 25	9-097	—	632
18 B 29	—	9-098	—
08 C 31	—	3-034	—
10 C 31	—	4-052	—
02 C 33	—	8-090	—
04 C 33	—	1-020	—
06 C 33	—	2-026	—
10 C 35	—	4-056	—
02 C 39	—	8-092	—
06 C 39	—	3-045	411
14 C 39	—	6-074	—
18 C 39	—	7-085	—
04 D 43	1-023	—	—
16 D 45	—	0-011	—
10 E 49	4-053	—	—
18 E 49	—	7-081	—
08 E 51	—	0-003	356
12 E 51	0-008	—	—
04 E 53	0-005	—	—
10 E 53	0-001	—	309
18 E 53	—	0-012	—

Resene Paints Limited

Head Office and Factory
Gough St, Seaview, Lower Hutt. Phone 684-319

Branches	Address	Telephone
Auckland	Cnr Valley & Dominion Rds	604-173
South Auckland	290 Great South Road	671-132
Hamilton	19 Somerset St, Frankton	74-332
Rotorua	7 Fairy Springs Road	78-145
Napier	61 Kennedy Road	58-312
Hastings	818 North Karamu Rd	66-360
Wellington	23 Marion Street	851-108
Nelson	157 Hardy Street	87-110
Christchurch	39 Sandford Street	67-441
Dunedin	304 Moray Place	776-566