

Resene colour charts are updated regularly. This colour chart file is part of the colour chart archive, which we provide so you can view Resene colours that have been available over the years. Most older colours can still be tinted – check with your Resene ColorShop team if you need an older colour for your project.

To view the latest Resene colour charts, visit www.resene.com/colour-charts

Resene

Decks, paths, driveways and recreational areas



Resene

the paint the professionals use



Resene Non-skid Deck & Path

Resene Non-Skid Deck & Path (see Data Sheet D313) has been designed to provide a comfortable walking surface for all interior and exterior situations where a non-skid finish is desired. Available in a desirable low sheen finish, Resene Non-Skid Deck & Path may be tinted to complement existing décor, both inside and out. Combinations of contrasting colours may be used to create decorative effects in courtyards and pathed areas, either as part of a new landscaping plan or to rejuvenate weathered surfaces.

It is recommended that a light colour is applied to the edge of each step to clearly identify the edge of each step reducing the likelihood of accident. Resene Pompeii should not be used on broad surface areas as it will be more prone to dirt marking.

Quick and easy to apply, trafficable areas may be upgraded and coloured with minimal disruption. Use Resene Paint Prep and Housewash (see Data Sheet D812) to quickly refresh any Resene Non-Skid Deck & Path surface that has become covered in dirt.



Resene Waterborne Sidewalk

Giving your steps and porch a fresh coat of paint can do wonders for the overall look of your entranceway. Simply wash down the existing coating, remove any loose flaking material and recoat using two coats of Resene Waterborne Sidewalk (see Data Sheet D38a).

Resene Waterborne Sidewalk is an interior/exterior general purpose paving paint, based on a tough, flexible polyurethane resin to give maximum durability and abrasion resistance in a single pack finish.

Ideal for use on steps, decking, concrete, porches, suitably primed timber and composite boards, garage floors and light industrial floors.



Where extra slip-resistance is desired, add Resene SRG Grit.

Resene Waterborne Sidewalk colours are also available in Resene Uracryl where a high performance two pack system is preferred.

The palette shown below is a taste of the colours available in Resene Waterborne Sidewalk. Choose from over 900 Resene colours from the Resene Total Colour System tinted from light, pastel, deep and ultra deep tone.



Resene Furniture and Decking Oil

Resene Furniture and Decking Oil (see Data Sheet D503) is designed for direct application to timber decks and furniture to enhance and restore the timber colour and provide protection against water, fungi, and U.V. light. Popular amongst those who prefer a lightly oiled look, Resene Furniture and Decking Oil will assist with water repellency and help maintain timber in good condition. Recommended for annual application to decks and furniture.


Resene Kwila Timber Stain

Rejuvenate, enhance and protect your timber deck or outdoor furniture with Resene Kwila Timber Stain (see Data Sheet D501). Ideally suited for new or weathered Kwila, it is also ideal over other exotic hardwoods, adding colour to the timber while still allowing the natural grain to show through. A Resene Kwila Timber Stain finish will typically require maintenance after one or two summers.

For more options on colouring your wooden decking and furniture, use solventborne Resene Woodsman. See the Resene Exterior timber finishes colour chart for a range of solventborne woodstain colours.

Resene Concrete Stain

For a natural look, add colour to cementitious surfaces with Resene Concrete Stain (see Data Sheet D58). An interior/exterior solventborne acrylic stain designed to penetrate the surface of concrete and masonry, Resene Concrete Stain forms a tough low sheen finish that protects and enhances the natural texture of the concrete. Suitable for use on concrete driveways, paths, carparks, swimming pool surrounds and light industrial floors or anywhere concrete blocks, poured concrete, paving stones and cobblestones are used. Resene Concrete Conservar, a clear gloss, is also available for protecting quarry tiles, exposed aggregate, slate and concrete from dirt, dust and other contaminants. Resene Concrete Stain performs best on porous concrete. The desired effect may be more difficult to achieve on smooth concrete.





Resene Tennis Court Coating (see Data Sheet D303) is a 100% acrylic coating filled with graded silicas designed for use on both concrete and composite courts to give a durable, tough topping with excellent traction and even 'slow' bounce properties tested to ITF standards. It may be used to upgrade bare bitumen or bare concrete courts or to maintain previously painted tennis courts. Resene Tennis Court Coating is easy to apply by brush, synthetic fibre roller, spray or squeegee and may be applied by either volunteers or professional contractors.

Both Resene products suitable for use on tennis courts - Resene Tennis Court Coating and Resene Blacktop - dry quickly ensuring that tennis courts may be coated quickly and easily and be back into action within a few days. Use Resene Lumbersider white (see Data Sheet D34) for court markings.



Resene Squash Court Coating (see Data Sheet RA406) is a two pack waterborne epoxy especially developed for coating squash court walls to give a durable tough coating with excellent resistance to abrasion, unsurpassed adhesion to appropriately prepared surfaces and excellent resistance to chemical solvents and water. The waterborne formulation overcomes the risk of solventborne products in areas of restricted ventilation.

Resene Squash Court Coating is easy to apply by brush, roller or airless spray, and may be applied by either volunteers or professional contractors. Supplied as a 6 litre unit, two unit packs of mixed material will provide sufficient product to apply one coat to the squash court playing area. Use red adhesive stickers or Resene Uracryl 403 (see Data Sheet RA56) for court markings.



Resene Blacktop (see Data Sheet D304) is a cold-applied, heavy bodied, slip resistant topping for use on asphalt. Based on a bitumen emulsion with graded fillers, Resene Blacktop dries to produce a durable weather and wear resistant finish. For best results apply with a Resene hi-solids roller. Ideal for use on paths, driveways, tennis courts and other recreational areas.



After a hard day's work, relaxing in a swimming pool is always popular. Resene Swimming Pool Paint (see Data Sheet D69) has been specially designed for direct application to concrete swimming pools.

A pool coated in Resene Swimming Pool Paint Magic Blue will be less affected by chemicals used for treating pools than traditional pigmented pool finishes. The result is a longer lasting colour, giving you more time to enjoy your pool because you'll spend less time repainting it.

Colours are as close as printing process allows.



Resene Cemseal

Resene Cemseal (see Data Sheet D504) is a clear concrete sealer and dust coat, non-decorative coating for use on industrial and domestic concrete floors and trafficable areas where a low cost, easily applied and maintained method of controlling concrete dusting is required.



Resene Grassmarking Paint

Ground markings are a critical part of all field games. Resene manufactures a specially formulated grassmarking paint, suitable for marking out lines and field areas on grass without harming the grass itself.

Available in a 10L pail in a standard colour of white, other colours may be supplied upon volume requests. Depending on the concentration of colour required, Resene Grassmarking Paint may be thinned by 2-3 parts water making it a cost-effective option for all field marking projects.

Products for all projects

Resene has a comprehensive range of products and decorating tools for all areas in and around the home, including products that are ideal for all those backyard projects.



Colour timber

Resene Lumbersider will add colour to all wooden surfaces in next to no time. Wash your fence or deck down using Resene Paint Prep and Housewash and rinse off with water. Treat existing mould with Resene Moss & Mould Killer (see Data Sheet D80), ensuring you rinse off the solution with copious amounts of freshwater. Allow to dry, then coat with Resene Lumbersider.



Complement with a stained finish

For a more natural look, try Resene Waterborne Woodsman (see Data Sheet D57a), a transparent wood finish that allows you to recolour your timber while still allowing the natural grain to show through. Suitable for all exterior wood surfaces, including fences, gates, weatherboards and planters. See the Resene Exterior timber finishes chart to choose from the range of transparent wood stains in limed, traditional and brights.



Colour your planters

Textured, colourwashed, painted or stained, Resene have a wide range of products suitable for decorating planters. Available in hundreds of colours, Resene testpots allow you to add colour to your garden planters without being left with litres of excess paint. For a more earthy finish use Resene AquaShield (see Data Sheet D601), a dead flat mineral effect finish, available in a wide range of natural colours.



Caring for your paint finish

Annual washing will help maintain the fresh appearance of your paintwork. Follow the recommendations in the Resene Caring for your paint finish brochure or on the Resene website to keep your paint finish looking its best.



'See' the finish

Virtual painting with Resene EzyPaint allows you to visualise the entire colour scheme before the redecorating even starts. Download Resene EzyPaint free from the Resene website or purchase a CD Rom from your local Resene ColorShop or Reseller.

Trial first

Always trial your selected product on a representative surface to ensure it gives the result you want on the actual surface you are painting or staining before commencing the full project.



Be PaintWise

For tips on minimising the impact of your decorating on the environment see www.resene.co.nz/paintwise.htm.



Enjoy the Resene Promise of quality

Enjoy the Resene Promise of quality on a wide range of Resene premium paints. See your Resene ColorShop or the Resene website for a copy.



Choose to help the environment

You can minimise the effect your next decorating project has on the environment by choosing one of the Resene range of Environmental Choice approved products.

In Australia:
PO Box 785, Ashmore City,
Queensland 4214
Call 1800 738 383, visit www.resene.com.au
or email us at advice@resene.com.au

Resene
the paint the professionals use

In New Zealand:
PO Box 38242, Wellington Mail Centre,
Lower Hutt 5045
Call 0800 RESENE, visit www.resene.co.nz
or email us at advice@resene.co.nz