

Resene colour charts are updated regularly. This colour chart file is part of the colour chart archive, which we provide so you can view Resene colours that have been available over the years. Most older colours can still be tinted – check with your Resene ColorShop team if you need an older colour for your project.

To view the latest Resene colour charts, visit www.resene.com/colour-charts



HI * GLO 6l Sparkling
Intermixable
Colours
GLOSS LATEX HOUSE PAINT

Resene HI-GLO Gloss Latex House Paint



MIST GREY
(MIST GREY UNDERCOAT)



FLAME
(DUSKY PINK UNDERCOAT)



SHADOW BLUE
(MIST GREY UNDERCOAT)



PRIMROSE
(WHITE UNDERCOAT)



SHERWOOD GREEN
(LAUREL UNDERCOAT)



DUSKY PINK
(DUSKY PINK UNDERCOAT)



OLIVETTE
(LAUREL UNDERCOAT)



BAMBOO
(BAMBOO UNDERCOAT)




LEATHER
(DUSKY PINK UNDERCOAT)



LIGHT IVORY
(WHITE UNDERCOAT)



SHALE
(MIST GREY UNDERCOAT)



ICE BLUE
(WHITE UNDERCOAT)



DRESDEN BLUE
(MIST GREY UNDERCOAT)



LAUREL
(LAUREL UNDERCOAT)



SKY BLUE
(MIST GREY UNDERCOAT)



CHARTREUSE
(WHITE UNDERCOAT)

Also in BLACK & WHITE

INTERMIXES OF RESENE HI-GLO



(120) 1 pt. Dresden Blue
1 pt. Sherwood Green



(121) 1 pt. Dresden Blue
1 pt. White



(122) 1 pt. Dresden Blue
1 pt. Sherwood Green
1 pt. White



(123) 2 pts. Ice Blue
1 pt. Dresden Blue



(124) 1 pt. Shadow Blue
1 pt. Ice Blue



(125) 1 pt. Primrose
1 pt. Bamboo



(126) 1 pt. Chartreuse
1 pt. Light Ivory



(127) 1 pt. Chartreuse
1 pt. Dusky Pink



(128) 1 pt. Bamboo
1 pt. White



(129) 1 pt. Chartreuse
1 pt. Mist Grey



(130) 1 pt. Sherwood Green
2 pts. White



(131) 1 pt. Ice Blue
1 pt. White



(132) 1 pt. Ice Blue
1 pt. Light Ivory




(133) 2 pts. Ice Blue
1 pt. Chartreuse



(134) 1 pt. Ice Blue
1 pt. Chartreuse



(135) 1 pt. Flame
1 pt. White



(136) 2 pts. Leather
1 pt. White



(137) 1 pt. Leather
1 pt. White



(138) 1 pt. Leather
2 pts. White



(139) 1 pt. Dusky Pink
1 pt. White



(140) 1 pt. Laurel
2 pts. Chartreuse



(141) 1 pt. Primrose
1 pt. Laurel



(142) 2 pts. Laurel
1 pt. White



(143) 1 pt. Laurel
1 pt. White



(144) 1 pt. Olivette
1 pt. Laurel
1 pt. White



(145) 1 pt. Olivette
1 pt. Bamboo



(146) 1 pt. Olivette
1 pt. Primrose



(147) 1 pt. Laurel
1 pt. Bamboo



(148) 1 pt. Laurel
1 pt. Bamboo
1 pt. White



(149) 1 pt. Shadow Blue
1 pt. White
1 pt. Chartreuse



(150) 1 pt. Flame
2 pts. Dresden Blue



(151) 1 pt. Shale
1 pt. White



(152) 1 pt. Shadow Blue
1 pt. Light Ivory



(153) 1 pt. Shadow Blue
1 pt. White



(154) 1 pt. Shadow Blue
1 pt. Ice Blue



(155) 1 pt. Sherwood Green
1 pt. Bamboo



(156) 1 pt. Olivette
1 pt. Laurel




(157) 1 pt. Laurel
1 pt. Chartreuse



(158) 1 pt. Olivette
1 pt. Chartreuse



(159) 1 pt. Chartreuse
1 pt. White
1 pt. Mist Grey



(160) 1 pt. Primrose
1 pt. White



(161) 1 pt. Chartreuse
1 pt. White



(162) 1 pt. Sky Blue
1 pt. Ice Blue



(163) 1 pt. White
1 pt. Sky Blue



(164) 1 pt. Sky Blue
2 pts. White

The colours on this card are as close to the actual paint colours as modern printing processes allow



Resene HI-GLO

GLOSS LATEX HOUSE PAINT

*Recommended for Weatherboard Houses
and all exterior surfaces*

FASHION COLOURS: Made in 16 beautiful standard colours and 45 intermixable shades.

EASY TO APPLY: Brushes on effortlessly, with no runs, no drag, no brush or sag marks. Can even be applied with a 6-inch brush.

START AND STOP ANYWHERE: Leaves no lap marks. You can touch up skips and misses easily.

QUICK DRYING: Hi-Glo is touch-dry in 20 minutes under normal weather conditions, and a second coat may be applied after just one hour.

ALL SURFACES: Although formulated primarily for weatherboards, Hi-Glo can be applied to any exterior surface, making it the ideal "all round" exterior paint. Coverage is 600 to 700 sq. ft. per gallon.

HIGH GLOSS: Hi-Glo has very high gloss retention, and the gloss lasts longer.

NO MESS – NO CLEAN UP: Brushes simply wash out in water. Spots and drips can be wiped up easily before drying with a damp cloth.

Recommended Undercoats for Hi-Glo Intermixes

INTERMIXES No. (120) to (124)
(150) to (154) } Use MIST GREY Undercoat

INTERMIXES No. (140) to (149)
(155) to (158) } Use LAUREL Undercoat

INTERMIXES No. (125) to (134)
(159) to (164) } Use WHITE Undercoat

INTERMIXES No. (135) to (139) Use DUSKY PINK Undercoat

These colours are made up by simple intermixing of 16 Standard colours of the RESENE HI-GLO Colour Range.

APPLICATION: New timber should first be primed with Skyline Red Lead Primer and allow 24 hours to dry followed by one full coat of RESENE HI-GLO UNDERCOAT. This usually takes $\frac{1}{2}$ an hour to dry. One full coat of HI-GLO LATEX Paint can then be applied.

FOLLOW DIRECTIONS ON THE TIN

Manufactured by
STIRPLECOTE PRODUCTS LIMITED
Gough Street, Lower Hutt, N.Z.