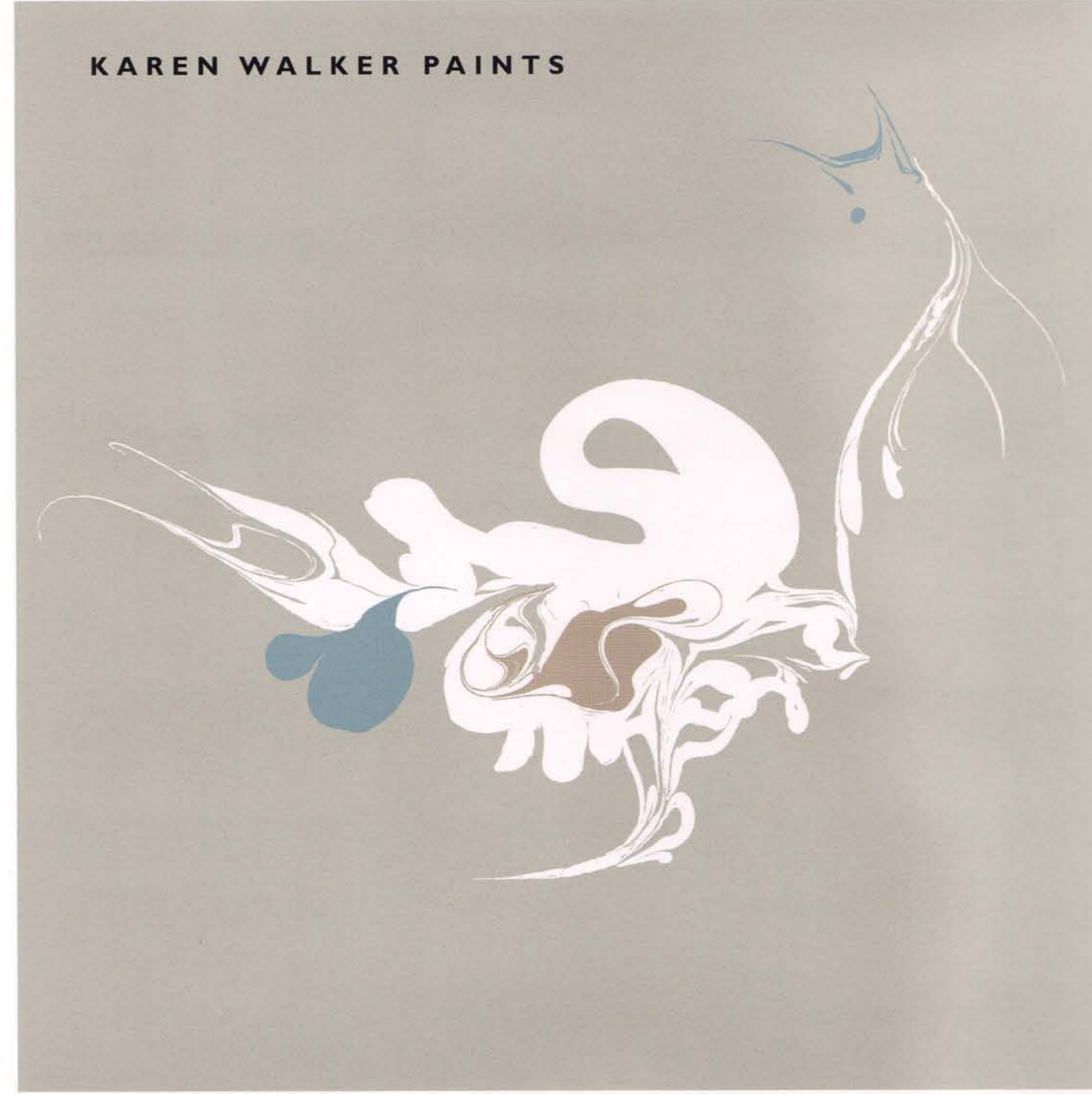


Resene colour charts are updated regularly. This colour chart file is part of the colour chart archive, which we provide so you can view Resene colours that have been available over the years. Most older colours can still be tinted – check with your Resene ColorShop team if you need an older colour for your project.

To view the latest Resene colour charts, visit www.resene.com/colour-charts





I believe that colour is best when it sets a mood and prompts an emotion but isn't necessarily the first thing you notice. I love dusty, slightly chalky, worn looking colours and with this chart I've presented a selection of my favourites; many of them inspired by my local beach, Bethells Te Henga. I hope they capture some of its unique and intrinsic haziness and complexity.

Modern living is all about combining nature with technology and in order to create these colours I've brought together the mood of nature's palette with Resene's expertise.

In the same way that the colours in nature feel unprecedented and incomparable I'm sure that these colours will inspire you to create a new and unique environment of your own.

Karen Walker

The Karen Walker range is brought to you by

KAREN WALKER

and

Resene

the paint the professionals use



Coastal Blue 7B56



Powder Blue 6B87



Weathered Blue 5B87



Majestic Blue 2B92



Small Blue 4B95



Robins Egg Blue 6GR73



Periglacial Blue 6.5B96



Froth Green 7GO11



Neutral Green 5.5GO15



Anemone Green 5GO19



Rockpool Green 1GO17



Calm Green 3GR75



Windblown Green 5GR75



Beryl Green 6.5GO18



Sandspit Brown 7.5BO25



Jetsam Brown 5BO13



Donkey Brown 4BO07



Kina Brown 1.5BO36



Sanguine Brown 2RO74



Sorrell Brown 3BO01



Grain Brown 6.5BO07



Chalk Lavender 8V41




Misty Lavender 7GR56




Rugged Lavender 5.5GR56




Shadowy Lavender 3GR25




Hazy Lavender 5.5BO41



Pristine Lavender 6BO16



Pearl Lavender 7BO16



Surf Spray Grey 7GR25



Gannet Grey 5.5GR09



Cliff Face Grey 4GR95




Fuscous Grey 1.5GR16




Heathered Grey 5.5BO31



Taupe Grey 5.5GR04




Foggy Grey 6.5GO06




Milk White 8GO11




Buttery White 8.5YO22




Bleach White 8YO26



Albescent White 8.5BO25



Ecru White 7.5GO07



Citrine White 8GO20



Wan White 8BO31

Colour name	Total colour code	Tone	Approx RV %
Albescent White	Y90-013-085	W	77
Anemone Green	G65-032-106	L	34
Beryl Green	G82-021-109	W	60
Bleach White	Y93-018-082	W	82
Buttery White	Y95-015-090	W	87
Calm Green	G46-009-135	M	15
Chalk Lavender	N92-007-299	W	80
Citrine White	G90-013-103	W	76
Cliff Face Grey	N55-002-200	P	23
Coastal Blue	B79-010-220	W	56
Donkey Brown	BR57-027-064	L	25
Ecru White	G88-016-094	W	71
Foggy Grey	G74-008-101	W	47
Froth Green	G84-014-095	W	64
Fuscous Grey	N36-002-289	M	9
Gannet Grey	N68-003-158	W	38
Grain Brown	Y82-025-072	W	60
Hazy Lavender	BR70-012-032	W	41
Heathered Grey	BR66-015-077	P	36
Jetsam Brown	BR64-021-066	P	33
Kina Brown	N38-008-058	D	10
Majestic Blue	B39-017-236	M	10
Milk White	N90-007-075	W	77
Misty Lavender	N79-004-280	W	55
Neutral Green	G74-033-095	P	46
Pearl Lavender	O85-016-058	W	67
Periglacial Blue	G79-008-167	W	55
Powder Blue	B72-011-221	W	43
Pristine Lavender	BR72-016-053	W	44
Robins Egg Blue	G74-013-143	W	47
Rockpool Green	G31-009-113	G	7
Rugged Lavender	B62-011-275	W	31
Sandspit Brown	Y84-017-074	W	65
Sanguine Brown	R40-053-028	D	11
Shadowy Lavender	N43-007-311	L	13
Small Blue	B50-023-212	L	19
Sorrell Brown	BR63-044-067	L	32
Surf Spray Grey	N84-002-345	W	65
Taupe Grey	Y64-013-087	P	33
Wan White	N93-005-105	W	82
Weathered Blue	B58-020-246	P	26
Windblown Green	G63-012-131	P	32

Key: D = Deep G = Green L = Light
M = Mid P = Pastel W = White

Note 1: The reflectance value of a colour indicates the amount of light and heat that a colour will reflect. Black has a reflectance value of 0% and absorbs all light and heat. The surfaces are consequently very dark and can get very hot. In contrast, white has a reflectance value of 100% and keeps a building light and cool. All colours fit within these two extremes.

Note 2: Tones listed above are subject to change if colours are reformulated.

Note 3: This colour chart is finished with Resene SpaceCote Low Sheen waterborne enamel, a product ideally suited to kitchens, bathrooms, broadwall areas and trim and joinery inside and out.

Note 4: Colours may be available in selected products or sizes only. Check with Resene ColorShop staff to ensure your selected colour is available in the product and/or size you require.

Karen Walker colours are available exclusively in Resene premium paints from Resene ColorShops nationwide.

The Resene product range includes a full selection of interior and exterior paints, so no matter what you paint, you can paint it with Karen Walker.



Always use testpots to confirm your colour choices in the area you are planning to paint. Karen Walker colours are available in convenient 55ml testpots from your local Resene ColorShop.

Resene

the paint the professionals use

In New Zealand: 32-50 Vogel Street,
Lower Hutt, PO Box 38-242,
Wellington Mail Centre
Call 0800 RESENE,
visit www.resene.co.nz
or email us at
advice@resene.co.nz

In Australia: PO Box 785,
Ashmore City, Queensland 4214
Call 1800 738 383,
visit www.resene.com.au
or email us at
advice@resene.com.au

Resene
Total Colour
System