


Resene colour charts are updated regularly. This colour chart file is part of the colour chart archive, which we provide so you can view Resene colours that have been available over the years. Most older colours can still be tinted – check with your Resene ColorShop team if you need an older colour for your project.

To view the latest Resene colour charts, visit www.resene.com/colour-charts

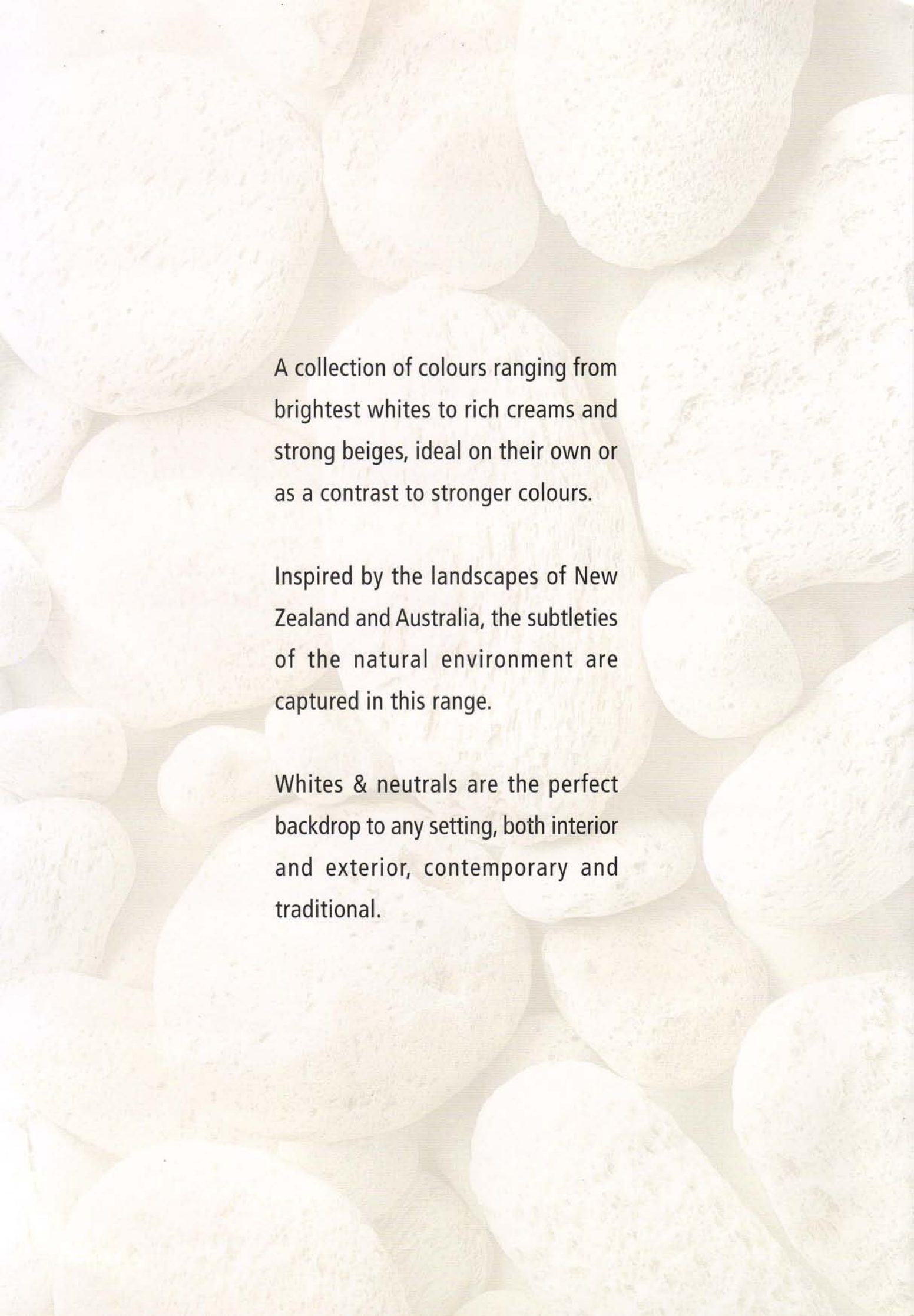
Resene

whites & neutrals



Resene

the paint the professionals use










A collection of colours ranging from brightest whites to rich creams and strong beiges, ideal on their own or as a contrast to stronger colours.

Inspired by the landscapes of New Zealand and Australia, the subtleties of the natural environment are captured in this range.

Whites & neutrals are the perfect backdrop to any setting, both interior and exterior, contemporary and traditional.

Resene whites & neutrals





Get the inside look you want

The desirable low sheen interior look is best achieved using Resene SpaceCote Low Sheen, a durable waterborne enamel combining versatility, enamel style toughness and durability with a highly desirable low sheen finish. Suitable for use in all interior areas from bathrooms and kitchens to broadwall areas. Best of all, being waterborne and lower odour than the enamel products it will often replace, you can get in and do the painting without disrupting your lifestyle and with a quick water clean-up you'll be finished in next to no time. With this product under your brush or roller, painting has never been faster, easier or more satisfying.

Opt for a natural look

Whites and neutrals are popular teamed with the dead flat mineral effect finish of Resene AquaShield. Colours are designed to lighten with exposure resulting in a natural weathered appearance to blend beautifully with the landscape. Ideal for exterior concrete on buildings and as landscaping features. Talk to your Resene ColorShop or Reseller staff to get your favourite Resene whites and neutrals hue in Resene AquaShield.

Or go mediterranean

The time-worn strength of sandstone with the mellow patina of age has been recreated in Resene Sandtex. Perfect for beautifying and protecting concrete both inside and out, this very versatile finish can be used to reproduce a variety of finishes from aged render effects through to natural limestone and sandstone finishes. The fine sandstone texture adds an extra dimension to the coating and effectively disguises minor surface blemishes without changing the basic architectural concept. Perfect in the great outdoors or as an interior feature.

Explore a colour library

View an extensive range of Resene colour swatches in the online Resene colour library, then download the ones you like. Once you have found your favourites, order testpots online and try them out for yourself in the real world. Or browse through the in-store libraries of colour that can be found at most Resene ColorShops. With over 1000 variously coloured A4 swatches to pore over, you're bound to find one that suits.

'See' the finish

Virtual painting with Resene EzyPaint allows you to visualise the entire colour scheme before the redecorating even starts. Resene EzyPaint can be downloaded free from the Resene website www.resene.co.nz (NZ), www.resene.com.au (AUST) or purchased on CD Rom from your local Resene ColorShop or Reseller.

Put your colour to the test

No matter how you select your colours, always use testpots to confirm your choices in the area you are planning to paint. Resene testpots are available from your local Resene ColorShop or Reseller or you can order online from the Resene website.

Choose to help the environment

You can minimise the effect your next decorating project has on the environment by choosing one of the Resene range of Environmental Choice approved products.

Resene Paints Ltd:
Certified since 1996

Colour	Tone	Colour code	Approx RV %	Total colour reference
Acropolis	W	Y85-015-083	65	6.5B035
Akaroa	W	Y79-026-082	54	6B024
Alabaster	W	N96-006-099	84	8.5GR12
Arrowtown	L	Y61-022-084	29	4.5B027
Bianca	W	Y96-012-090	90	10Y009
Biscotti	W	Y94-026-074	63	7B073
Black Haze	W	N91-006-101	80	8B035
Black White	W	N93-005-100	84	9B030
Blanc	W	Y88-015-078	70	8B025
Canterbury Clay	P	BR78-045-078	52	5Y034
Colonial White	W	Y89-043-083	74	6.5Y023
Double Pearl Lusta	W	Y91-028-086	77	7.5Y022
Double Spanish White	W	Y84-029-081	62	7Y025
Drought	W	BR76-028-076	50	6B079
Dutch White	W	Y93-037-082	83	7Y037
Half Napa	W	Y76-014-081	50	6B025
Half Pearl Lusta	W	Y96-017-090	87	9Y022
Half Spanish White	W	Y91-020-082	78	9Y025
Hillary	P	G72-034-091	43	5.5G013
Joanna	W	G86-017-092	69	7.5G007
Lemon Grass	P	G70-019-106	40	6G023
Linen	W	G80-020-097	56	6G013
Merino	W	Y91-009-076	78	8G010
Napa	P	Y70-020-082	41	5B025
Parchment	W	Y86-022-086	66	7B023
Pavlova	P	Y71-038-083	51	5Y080
Pearl Lusta	W	Y94-019-087	81	8Y022
Putty	L	Y78-066-079	52	5Y026
Quarter Pearl Lusta	W	G96-012-092	90	10Y022
Quarter Spanish White	W	Y93-014-081	82	10Y025
Rice Cake	W	G94-010-092	84	10Y007
Sandcastle	W	BR73-028-069	46	5.5B004
Sea Fog	W	N92-005-100	81	8B030
Sisal	W	Y80-027-081	56	6.5B026
Soapstone	W	N93-008-081	83	9B060
Solitaire	W	Y90-023-077	78	8Y055
Spanish White	W	Y88-024-082	70	8Y025
Tea	W	Y80-017-081	55	6B035
Travertine	W	G90-020-091	77	7.5Y009
Vista White	W	N92-005-066	80	8B040
Wheatfield	W	Y89-023-088	73	7Y018
White Rock	W	G87-023-095	69	7Y009

Key:
L = Light M = Mid P = Pastel W = White

Note 1: The approximate reflectance value (RV) of a colour indicates the amount of light and heat that a colour will reflect. Black has a reflectance value of 0% and absorbs all light and heat. The surfaces are consequently very dark and can get very hot. In contrast, white has a reflectance value of 100% and keeps a building light and cool. All colours fit within these two extremes.

Note 2: Tones listed above are subject to change if colours are reformulated.

Note 3: This colour chart is finished with Resene SpaceCote Low Sheen waterborne enamel, a product ideally suited to kitchens, bathrooms, broadwall areas and trim and joinery inside and out.

Note 4: Colours may be available in selected products or sizes only. Check with Resene ColorShop or Reseller staff to ensure your selected colour is available in the product and/or size you require.

Resene

the paint the professionals use

In New Zealand: 32-50 Vogel Street, Lower Hutt, PO Box 38-242, Wellington Mail Centre
Call 0800 RESENE, visit www.resene.co.nz or email us at advice@resene.co.nz

In Australia: PO Box 785, Ashmore City, Queensland 4214

Call 1800 738 383, visit www.resene.com.au or email us at advice@resene.com.au

Rockcote (NZ): PO Box 8313, 77 Wrights Road, Christchurch

Call 0800 ROCKCOTE, visit www.rockcote.co.nz or email help@rockcote.co.nz

© Copyright Resene Paints Ltd February 2001



9 418022 023265