



**NB. This chart is from the
Resene historical file.
Please refer to current
Resene colour charts
for the latest colour options**


Resene

whites & neutrals



whites & neutrals

A collection of colours ranging from brightest whites to rich creams and strong beiges, ideal on their own or as a contrast to stronger colours.



Inspired by the New Zealand landscape, the subtleties of the natural environment are captured in this range.



Whites & neutrals are the perfect backdrop to any setting, both interior and exterior, contemporary and traditional.

Resene


whites & neutrals



Alabaster 8.5GR12




Black White 9BO30




Black Haze 8BO35




Bianca 10YO09




Sea Fog 8BO30



Rice Cake 10YO07




Vista White 8BO40




Blanc 8BO25




Soapstone 9BO60



Merino 8GO10



Joanna 7.5GO09




Travertine 7.5YO09




Pavlova 5YO18



Akaroa 6BO24



White Rock 7YO09



Coconut Cream 7YO08



Arrowtown 4.5BO27



Parchment 7BO27




Makara 2.5BO29




Nomad 5.5BO25



Gravel 2.5GR11



Linen 6GO13



Half Spanish White 7YO25



Spanish White 6YO25



Double Spanish White 5YO25

the paint the professionals use



Quarter Pearl Lusta 10YO22



Solitaire 8YO55



Dutch White 7YO37



Half Pearl Lusta 9YO22



Colonial White 6YO22



Putty 5YO23



Pearl Lusta 8YO22



Double Colonial White 5YO22



Tussock 3YO31



McKenzie 3YO23



Cape Palliser 1.5YO61

Resene

whites & neutrals



'See' the finish

Virtual painting with Resene EzyPaint allows you to visualise the entire colour scheme before the redecorating even starts. Resene EzyPaint can be downloaded free from the Resene website www.resene.co.nz or purchased on CD Rom from your local Resene ColorShop.



Put your colour to the test

No matter how you select your colours, always use testpots to confirm your choices in the area you are planning to paint. Resene testpots are available from your local Resene ColorShop or you can order on-line from the Resene website.



Choose to help the environment

You can minimise the effect your next decorating project has on the environment by choosing one of the Resene range of Environmental Choice approved products.

Colour	Tone	Total Colour Reference	Reflectance Value %	Colour	Tone	Total Colour Reference	Reflectance Value %
Akaroa	W	6 BO 24	55	Nomad	P	5.5 BO 25	33
Alabaster	W	8.5 GR 12	92	Parchment	W	7 BO 27	70
Arrowtown	L	4.5 BO 27	25	Pavlova	P	5 YO 18	56
Bianca	W	10 YO 09	90	Pearl Lusta	W	8 YO 22	83
Black Haze	W	8 BO 35	79	Putty	L	5 YO 23	51
Black White	W	9 BO 30	84	Quarter Pearl Lusta	W	10 YO 22	90
Blanc	W	8 BO 25	74	Rice Cake	W	10 YO 07	88
Cape Palliser	O	1.5 YO 61	18	Sea Fog	W	8 BO 30	83
Coconut Cream	W	7 YO 08	75	Soapstone	W	9 BO 60	85
Colonial White	W	6 YO 22	75	Solitaire	W	8 YO 55	80
Double Colonial White	W	5 YO 22	69	Spanish White	W	6 YO 25	74
Double Spanish White	W	5 YO 25	61	Travertine	W	7.5 YO 09	73
Dutch White	W	7 YO 37	83	Tussock	M	3 YO 31	41
Gravel	M	2.5 GR 11	9	Vista White	W	8 BO 40	84
Half Pearl Lusta	W	9 YO 22	89	White Rock	W	7 YO 09	71
Half Spanish White	W	7 YO 25	82				
Joanna	W	7.5 GO 09	68				
Linen	W	6 GO 13	75				
Makara	M	2.5 BO 29	16				
McKenzie	O	3 YO 23	20				
Merino	W	8 GO 10	79				

NOTE KEY:
 L = Light M = Mid O = Ochre
 P = Pastel W = White

Note 1: The reflectance value of a colour indicates the amount of light and heat that a colour will reflect. Black has a reflectance value of 0% and absorbs all light and heat. The surfaces are consequently very dark and can get very hot. In contrast, white has a reflectance value of 100% and keeps a building light and cool. All colours fit within these two extremes.

Note 2: Tones listed above are subject to change if colours are reformulated.

Resene Paints Limited

32-50 Vogel Street Lower Hutt New Zealand PO Box 38-242 Wellington Mail Centre
 Telephone 04-577 0500 Fax 04-577 0600 Email advice@resene.co.nz
 Website www.resene.co.nz Branches throughout New Zealand
 For technical advice and information call 0800 RESENE (0800 737 363)



the paint the professionals use