


Resene colour charts are updated regularly. This colour chart file is part of the colour chart archive, which we provide so you can view Resene colours that have been available over the years. Most older colours can still be tinted – check with your Resene ColorShop team if you need an older colour for your project.

To view the latest Resene colour charts, visit www.resene.com/colour-charts

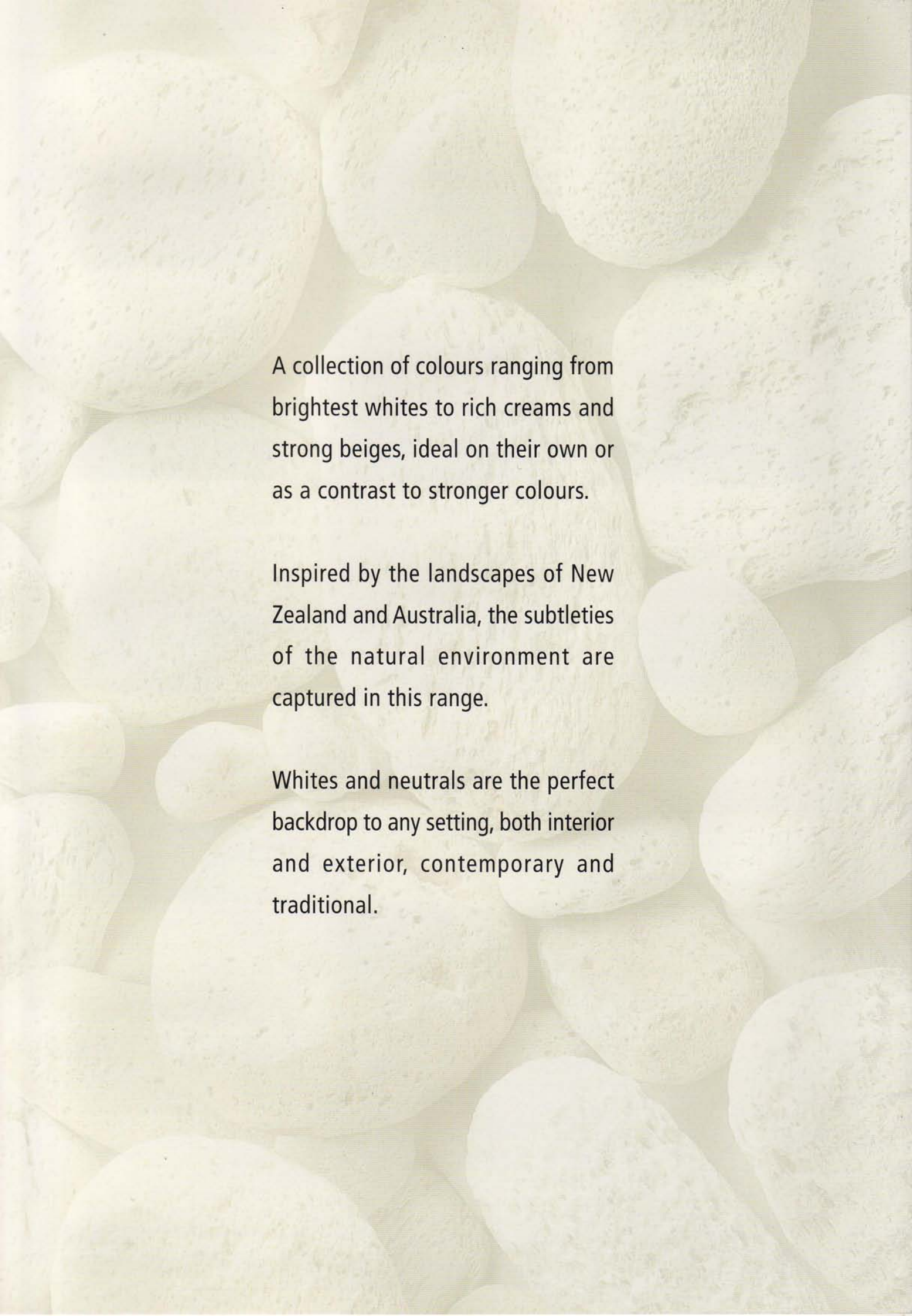
Resene

whites & neutrals



Resene

the paint the professionals use




A collection of colours ranging from brightest whites to rich creams and strong beiges, ideal on their own or as a contrast to stronger colours.

Inspired by the landscapes of New Zealand and Australia, the subtleties of the natural environment are captured in this range.


Whites and neutrals are the perfect backdrop to any setting, both interior and exterior, contemporary and traditional.

Resene


whites & neutrals




Alabaster™ N96-006-099




Bianca™ Y96-012-090




Soapstone™ N93-008-081




Merino™ Y91-009-076




Black White™ N93-005-100




Rice Cake™ G94-010-092




Cararra™ G92-014-091



Sea Fog™ N92-005-100




Black Haze™ N92-006-101




Vista White™ N91-004-046




Blanc™ Y88-015-078



Travertine™ G90-020-091



Thorndon Cream™ Y87-016-090



Joanna™ G88-016-094



Parchment™ Y86-022-086



White Rock™ G87-023-095



Mondo™ BR43-014-073



Stonewall™ Y59-023-083



Napa™ Y70-020-082



Half Napa™ Y76-014-081



Malta™ BR70-023-073



Sandcastle™ BR73-028-069



Drought™ BR76-028-076



Lemon Grass™ G70-019-106



Hillary™ G72-034-091



Linen™ G80-020-097




Akaroa™ Y79-026-082



Sisal™ Y80-027-081



Half Sisal™ Y84-025-082



Biscotti™ Y84-026-074



Double Tea™ Y74-020-081



Tea™ Y81-019-081




Half Tea™ Y85-015-083




Quarter Tea™ Y89-010-084




Double Pearl Lusta™ Y92-024-085



Pearl Lusta™ Y94-018-087




Half Pearl Lusta™ Y95-012-089




Quarter Pearl Lusta™ G96-012-092



Double Spanish White™ Y84-029-081



Spanish White™ Y88-024-082



Half Spanish White™ Y91-020-082



Quarter Spanish White™ Y93-015-083




Solitaire™ Y90-023-077




Dutch White™ Y93-034-082



Colonial White™ Y89-043-083



Wheatfield™ Y89-023-088



Pavlova™ Y77-038-083



Canterbury Clay™ BR78-045-078



Putty™ Y78-066-079





Get the inside look you want

The desirable low sheen interior look is best achieved using Resene SpaceCote Low Sheen, a durable waterborne enamel combining versatility, enamel style toughness and durability with a highly desirable low sheen finish. Suitable for use in all interior areas from bathrooms and kitchens to broadwall areas. Best of all, being waterborne and lower odour than the enamel products it will often replace, you can get in and do the painting without disrupting your lifestyle and with a quick water clean-up you'll be finished in next to no time. With this product under your brush or roller, painting has never been faster, easier or more satisfying.



Opt for a natural look

Whites and neutrals are popular teamed with the dead flat mineral effect finish of Resene AquaShield. Colours are designed to lighten with exposure resulting in a natural weathered appearance to blend beautifully with the landscape. Ideal for exterior concrete on buildings and as landscaping features. Talk to your Resene ColorShop or Reseller staff to get your favourite Resene whites and neutrals hue in Resene AquaShield.



Or go mediterranean

The time-worn strength of sandstone with the mellow patina of age has been recreated in Resene Sandtex. Perfect for beautifying and protecting concrete both inside and out, this very versatile finish can be used to reproduce a variety of finishes from aged render effects through to natural limestone and sandstone finishes. The fine sandstone texture adds an extra dimension to the coating and effectively disguises minor surface blemishes without changing the basic architectural concept. Perfect in the great outdoors or as an interior feature.



Explore a colour library

View an extensive range of Resene colour swatches in the online Resene colour library, then download the ones you like. Once you have found your favourites, order testpots online and try them out for yourself in the real world. Or browse through the in-store libraries of colour that can be found at most Resene ColorShops. With over 3000 variously coloured A4 swatches to pore over, you're bound to find one that suits.



'See' the finish

Virtual painting with Resene EzyPaint allows you to visualise the entire colour scheme before the redecorating even starts. Resene EzyPaint can be downloaded free from the Resene website www.resene.co.nz (NZ), www.resene.com.au (AUST) or purchased on CD Rom from your local Resene ColorShop or Reseller.



Put your colour to the test

No matter how you select your colours, always use testpots to confirm your choices in the area you are planning to paint. Resene testpots are available from your local Resene ColorShop or Reseller or you can order online from the Resene website.



Resene Paints Ltd:
Certified since 1996

Choose to help the environment

You can minimise the effect your next decorating project has on the environment by choosing one of the Resene range of Environmental Choice approved products.

Colour	Colour code	Tone	Approx RV %
Akaroa	Y79-026-082	W	53
Alabaster	N96-006-099	W	91
Bianca	Y96-012-090	W	89
Biscotti	Y84-026-074	W	64
Black Haze	N92-006-101	W	80
Black White	N93-005-100	W	84
Blanc	Y88-015-078	W	73
Canterbury Clay	BR78-045-078	P	53
Cararra	G92-014-091	W	81
Colonial White	Y89-043-083	W	74
Double Pearl Lusta	Y92-024-085	W	80
Double Spanish White	Y84-029-081	W	65
Double Tea	Y74-020-081	W	46
Drought	BR76-028-076	W	51
Dutch White	Y93-034-082	W	84
Half Napa	Y76-014-081	W	51
Half Pearl Lusta	Y95-012-089	W	89
Half Sisal	Y84-025-082	W	65
Half Spanish White	Y91-020-082	W	78
Half Tea	Y85-015-083	W	65
Hillary	G72-034-091	P	43
Joanna	G88-016-094	W	71
Lemon Grass	G70-019-106	P	41
Linen	G80-020-097	W	56
Malta	BR70-023-073	P	41
Merino	Y91-009-076	W	78
Mondo	BR43-014-073	M	13
Napa	Y70-020-082	P	40
Parchment	Y86-022-086	W	67
Pavlova	Y77-038-083	P	51
Pearl Lusta	Y94-018-087	W	86
Putty	Y78-066-079	L	53
Quarter Pearl Lusta	G96-012-092	W	91
Quarter Spanish White	Y93-015-083	W	84
Quarter Tea	Y89-010-084	W	74
Rice Cake	G94-010-092	W	85
Sandcastle	BR73-028-069	W	46
Sea Fog	N92-005-100	W	81
Sisal	Y80-027-081	W	56
Soapstone	N93-008-081	W	83
Solitaire	Y90-023-077	W	77
Spanish White	Y88-024-082	W	71
Stonewall	Y59-023-083	L	27
Tea	Y81-019-081	W	59
Thorndon Cream	Y87-016-090	W	71
Travertine	G90-020-091	W	77
Vista White	N91-004-046	W	78
Wheatfield	Y89-023-088	W	74
White Rock	G87-023-095	W	69

Key:

L = Light M = Mid P = Pastel W = White

Note 1: The approximate reflectance value (RV) of a colour indicates the amount of light and heat that a colour will reflect. Black has a reflectance value of 0% and absorbs all light and heat. The surfaces are consequently very dark and can get very hot. In contrast, white has a reflectance value of 100% and keeps a building light and cool. All colours fit within these two extremes.

Note 2: Tones listed above are subject to change if colours are reformulated.

Note 3: This colour chart is finished with Resene SpaceCote Low Sheen waterborne enamel, a product ideally suited to kitchens, bathrooms, broadwall areas and trim and joinery inside and out.

Note 4: Colours may be available in selected products or sizes only. Check with Resene ColorShop or Reseller staff to ensure your selected colour is available in the product and/or size you require.

© Copyright Resene Ltd, September 2006.

Accurate reproduction of the colours shown in this colour range is only available using genuine Resene premium products, tints and formulations. These are not available from other manufacturers or retailers. Unauthorised use of Resene colours and colour names breaches Resene's copyright and trade mark rights.

In New Zealand:
32-50 Vogel Street, PO Box 38242,
Wellington Mail Centre, Lower Hutt 5045
Call 0800 RESENE, visit www.resene.co.nz
or email us at advice@resene.co.nz

Resene
the paint the professionals use

In Australia:
PO Box 785, Ashmore City,
Queensland 4214
Call 1800 738 383, visit www.resene.com.au
or email us at advice@resene.com.au

