

# Tennis Court Coating

waterborne exterior/interior

KEEP OUT OF REACH OF CHILDREN



9 4 18022 018520

**GREEN**

LL78510F 6/16

### SAFETY PRECAUTIONS

Read label before use. Keep out of reach of children. This material is quite bland; with vapour, occasional skin contact and even minor ingestion having negligible hazard. Repeated skin contact may, and any eye contact will, cause irritation. Harmful to aquatic life with long lasting effects.

### PRECAUTIONS

USE WITH ADEQUATE VENTILATION. DO NOT EAT, DRINK OR SMOKE WHILE USING.

Store in original or correctly labelled container, tightly closed, in a well ventilated area indoors, away from foodstuffs, either between 15°C-20°C or at a cool, constant temperature. Dispose of empty container safely. Consult Resene checklist on environmentally acceptable methods of cleaning equipment and disposing of unwanted paint. Do not contaminate any water supply. Avoid release to the environment.

### FIRST AID

IF SWALLOWED: Rinse mouth. Call a POISON CENTRE, doctor or physician if you feel unwell.

IF ON SKIN (or hair): Rinse skin with plenty of soap and water. If skin irritation or rash occurs, get medical attention or advice.

IF IN EYES: Rinse cautiously with water for several minutes. Remove contact lenses if present and easy to do. Continue rinsing. If eye irritation persists, get medical attention or advice.

IF INHALED: If breathing is difficult, remove to fresh air and keep at rest in a position comfortable for breathing. When seeking medical advice take this container with you.

Further information can be obtained from  
AUST: POISONS INFORMATION CENTRE 131 126  
or call Resene 1800 738 383.

NZ: NATIONAL POISONS CENTRE 0800 POISON  
(764 766) or call Resene 0800 737 363.

For use as a decorative/protective coating.

For full technical instructions see Data Sheet D303.

**SPILLS:** Wear appropriate protective clothing. Absorb with sand or earth. Collect and seal in properly labelled drums. Do not allow to enter drains or to run off into waterways. Refer to local waste management authority.

**CLEANING PAINT EQUIPMENT:** Brush/roll out as much paint as possible onto newspaper before washing brushes and rollers. Dispose of wash-up water onto grassy/unsealed area or into inside sink/basin, NOT into outside stormwater drain where it may harm fish in local waterways.

**Resene Tennis Court Coating is a waterborne coating filled with graded silicas. Designed for use on both concrete and composite courts to give a durable, tough topping with excellent traction and even bounce properties.**

Resene Tennis Court Coating conforms to the technical criteria required of tennis court surfaces to appear in the International Tennis Federation's Court Surface Classification Scheme (2001). Court surfaces that have a surface pace rating of between 0-35 are classified as slow pace. With a pace rating of 25.6, Resene Tennis Court Coating is classified as a slow pace court finish and is generally recommended for use with a low bouncing, faster ball. Examples of court surface types that conform to this classification include most clay courts and other types of unbound mineral surface courts. If used with a standard tennis ball, a slow pace court will play slower, and is therefore ideal for general use on courts at locations such as tennis clubs, schools and holiday resorts.

### Preparation

- Ensure substrates to be coated are in sound condition, dry, free from dirt, dust, loose material, oil (including mineral oil based wood finishes or similar) and salt.
- Remove accumulated windblown salt by washing with Resene Paint Prep and Housewash (see Data Sheet D812).
- New concrete must be allowed to cure for a minimum of 28 days. Concrete courts must be acid etched (see Data Sheet D83).
- Oil and grease must be removed using Resene Paint Prep and Housewash.
- Efflorescence on concrete **must be treated** (see Data Sheet D83).
- When recoating a surface previously coated with other than Resene Tennis Court Coating, all old coatings must be removed by captive abrasive blasting or diamond grinding. Coating removal must leave a clean surface ready to be coated with a surface profile resembling 180 grit sandpaper. CARE IS REQUIRED TO AVOID LEAVING A SURFACE RICH IN AGGREGATE.
- When recoating a surface previously successfully coated with Resene Tennis Court Coating, first acid etch any exposed bare concrete, then prime with Resene Tennis Court Coating before recoating the cleaned surface or spot prime any exposed bitumen with Resene

Membrane Roofing Primer (see Data Sheet D49) or exposed bare concrete with Resene Sureseal (see Data Sheet D42) before recoating.

**• All sanding dusts may be harmful and appropriate protection must be worn. In particular dusts from old lead or chromate based paints or old asbestos containing building materials may be injurious to health if inhaled or ingested. Seek expert advice if the presence of these materials is suspected.**

• This product may be used to paint a wide variety of surfaces. If the surface you propose to paint is unsound or not referred to, try a small test area first or contact your local Resene ColorShop or Reseller for advice.

### Priming

- Weathered concrete - Apply one full coat of Resene Sureseal (see Data Sheet D42).
- Bitumen - Apply one full coat of Resene Membrane Roofing Primer.

### Application

- Spray using a Graco GMAX 7900 HD unit with a flow rate of no less than 8.3 litres per minute, fitted with a 1/2 inch hose and in line gun fitted with a 45 thou tip.
- For roller application use a Resene No.15 High Solids sleeve.

### Be PaintWise

For tips on minimising the impact of your decorating on the environment see the Resene website.



Tennis Court Coating SDS

**Resene**  
the paint professionals use



Tennis Court Coating TDS

In Australia: Resene Paints (Aust) Limited  
7 Production Ave, PO Box 924, Beenleigh Qld 4207  
Phone 1800 738 383 Fax 1800 064 960  
Email advice@resene.com.au or visit [www.resene.com.au](http://www.resene.com.au)

In New Zealand: Resene Paints Limited  
Vogel Street, PO Box 38242, Wellington Mail Centre, Lower Hutt 5045  
Phone (04) 577 0500 Fax (04) 577 0600  
Email advice@resene.co.nz or visit [www.resene.co.nz](http://www.resene.co.nz)

Manufactured under a quality system certified as complying with ISO9001 by Telarc SAJ, an accredited certification body. Printed on an environmentally responsible paper, which complies with the requirements of environmental management systems EMAS and ISO14001, using vegetable-based inks.

## Quick check

**Use on:** Concrete and bitumen surfaces.

**Gloss level:** Rough texture.

**Coverage:** Spray 2 square metres per litre. Rolling First coat 2-6 square metres per litre, second coat 4-6 square metres per litre.

**Dry time (minimum):** 1 hour at 17°C. Allow at least 24 hours before using courts.

**Do not apply** at temperatures below 10°C or when temperatures are liable to drop below this during the drying period. Drying is slowed by low temperatures and high humidity.

**Recoat time (minimum):** 3 hours.

**Primer required:** Dependent upon surface.

**Usual number of coats:** Spray - One. Rolling - Two.

**Application method:** Spray. For roller application use a Resene No.15 High Solids sleeve.

**Thinning and clean up:** Water.

**Colour range:** Blue, Dark Blue, Dark Green, Green and Terracotta. Other colours available on request, minimum order and some colour restrictions may apply.

**Before use:** Stir well with a wide flat stirrer.

Enjoy the Resene Promise of quality on premium paints. See your Resene ColorShop or the Resene website for a copy.


In every case it is recommended that the appropriate Data Sheet and Safety Data Sheet are consulted prior to application.

Please ensure that use of this product is compatible with the substrate and surface preparation method and that the colour in this container is the same as selected. When using multiple packs of this product on the same project please mix them together before use. Resene does not accept any responsibility for the application of incorrect product to substrate or the application of incorrect colours. For further painting advice and information, call 1800 738 383 (AUST), 0800 737 363 (NZ) or visit the Resene website.


Colour range:




Terracotta 10TC20



Dark Green 10TC30



Green 10TC10



Dark Blue 10TC40



Blue 10TC50

Colours are as close as printing process allows. Always check a physical sample of the colour prior to purchasing to confirm your colour choice.